

# CRYSTAL SL

180 x 80 h.64

## Dati tecnici

### Technical features

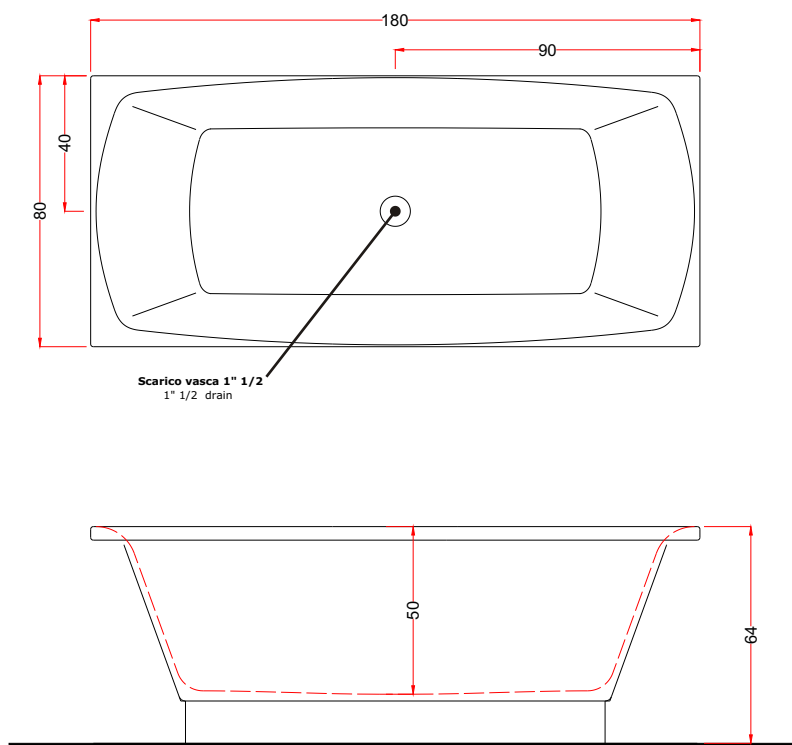
Max contenuto d'acqua Max water capacity	250 l
---	-------

## Dati dimensionali

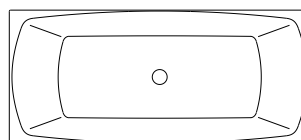
### Dimensional features

Volume d'imballo Packaging volume	1.26 mc
Peso spedizione Shipping weight	120 kg

## Disegno tecnico / Technical drawing



## Installazioni disponibili / Installations allowed



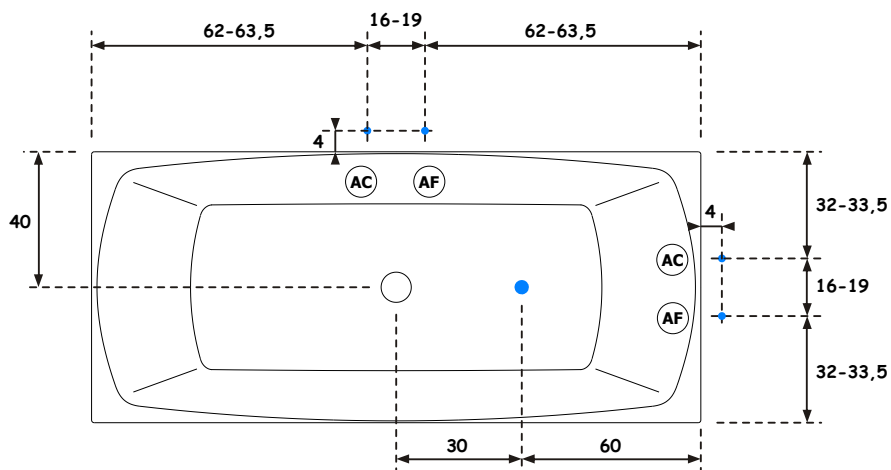
**CENTRO STANZA**

# CRYSTAL SL

180 x 80 h.64

## Installazione idraulica - Rubinetteria vasca / Hydraulic installation - Bathtub taps

### Sol. A



### Sol. B

- Allaccio acqua calda nel caso di vasca provvista di rubinetteria **(AC)** Hot water connection should the bathtub be fitted with taps
- Allaccio acqua fredda nel caso di vasca provvista di rubinetteria **(AF)** Cold water connection should the bathtub be fitted with taps
- Scarico a terra consigliato **(SC)** Recommended grounded drain